



How to Ask a Question

This guide demonstrates how to ask a question on the Answers forum.

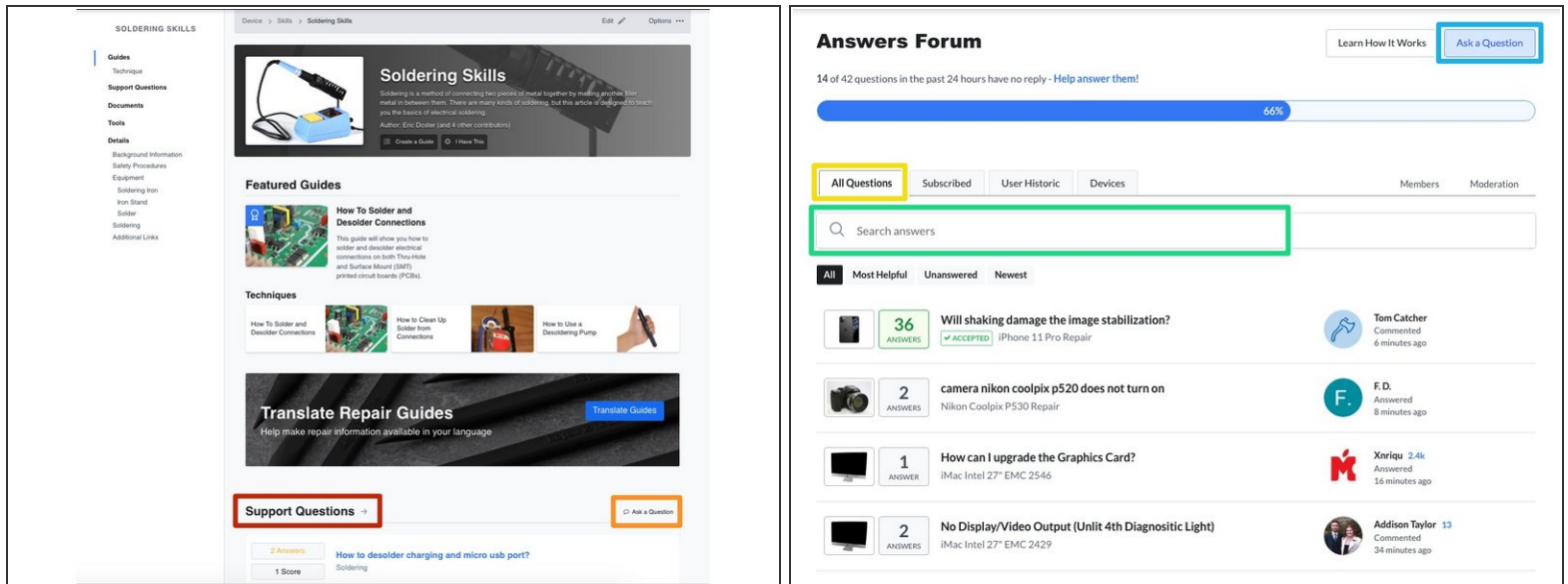
Written By: iRobot



INTRODUCTION

This guide demonstrates how to ask a question on the Answers forum.

Step 1 — Access Answers



- You can ask a question in 2 ways:
 - ① Navigate to the **device** page relating to your question topic.
 - Scroll down to the **Support Questions** section on the page. Browse the existing questions related to this category to determine if your question has already been asked and answered.
 - If not, click on the **Ask a Question** button on the right side of the page.
 - ① Navigate to the [Answers Forum](#).
 - This page defaults to the **All Questions** tab. Browse through all questions to determine if your question has already been asked and answered.
 - You can also **search** all questions for related topics.
 - If you don't see your question, click on the **Ask a Question** button in the upper-right of the page.

Step 2 — Create a Question

Ask a Question

Be specific and include what you've already tried. [Better questions get more answers.](#)

1 Choose a Device

Q Find Device

2 Question Title

Why is my power adapter overheating?

3 Question Description

B I


→ Preview Your Question

← Nevermind, I'll keep searching.

- Choose the **Device** under which your question would be best placed. The more specific of a device you can choose the better.
- Enter your short descriptive **Question Title**.
- Include any additional information in the **Description** text box. The following things are extremely helpful for the community to know about your problem:
 - The symptoms of your problem.
 - Troubleshooting you've already tried.
 - Images of the device, symptoms, broken/damaged areas. ([Click here](#) to learn more about our **Media Manager**.)
- When you complete all of the fields above, click on the **Preview Your Question** button.

Step 3 — Preview and Post Question

Preview



Amber Taus
@amber
Rep: 2.8k
17 10 57

POSTED: 41 SECONDS AGO

Can't connect to an external display

Hi iFixit,

Starting today, my laptop won't connect to my external display. It's worked every day until now. I've been using my display/cable/laptop setup for a little more than a year (so it has worked in the past.)


So far I've tried:

- Rebooting my computer
- Using a different HDMI to Mini DisplayPort cable
- Looking in the port to make sure it's clean

Do you have any suggestions on what I should try next?

Thank in advance!

[Submit Question](#)

- **Preview** your question to check for typos, errors, or missing information.
- If you are satisfied, click on the **Submit Question** button.
- Your question will post to the **Answers** page to await an answer.
-  You will be notified when answers or comments are submitted for your question. ([Click here](#) to learn more about our **Notifications Overview**.)

For more information about our Answers Forum, head over to our [Answers Overview Page](#).