



How to Navigate Answers

This guide demonstrates how to use the filters...

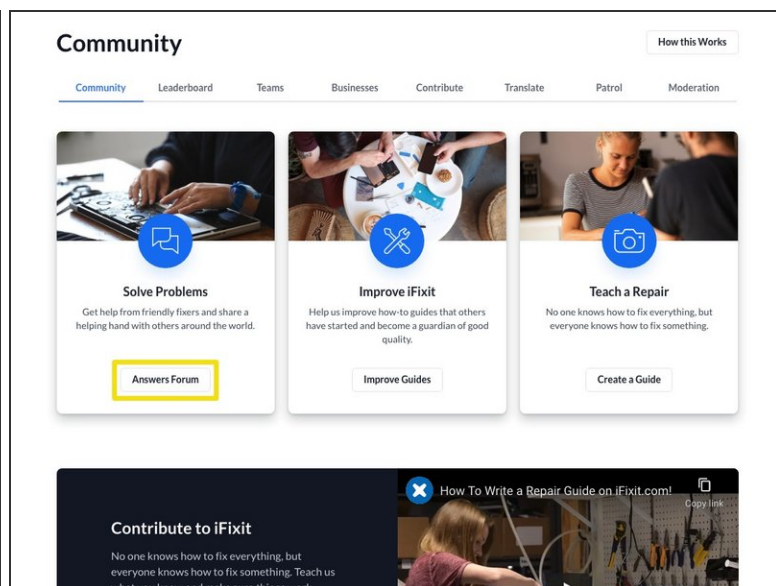
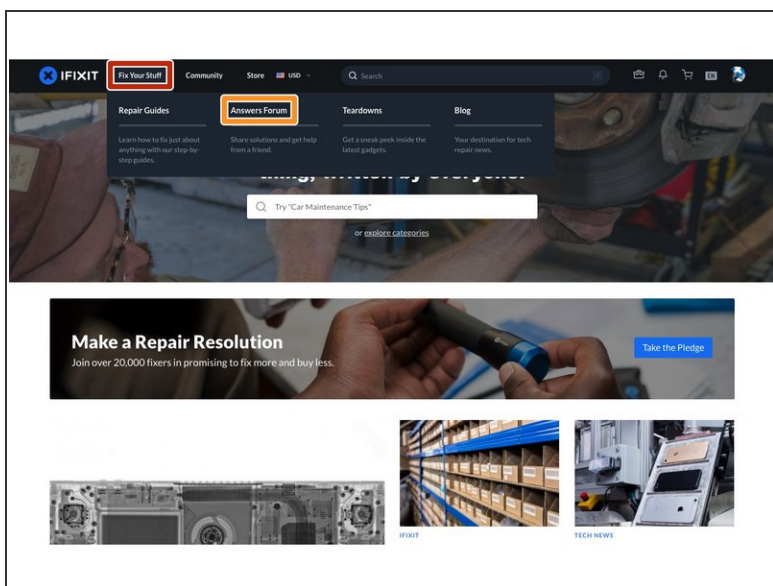
Written By: iRobot



INTRODUCTION

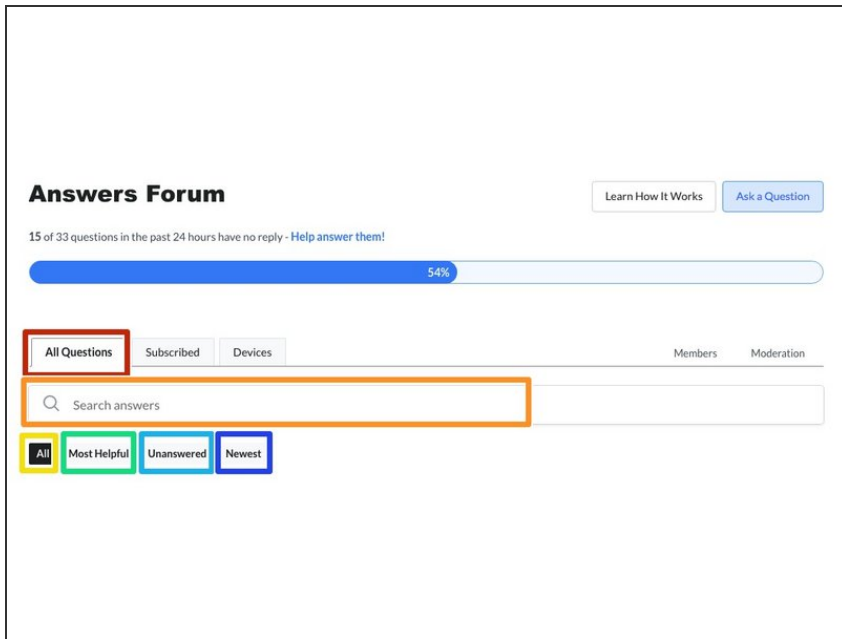
This guide demonstrates how to use the filters and organization options to navigate the Answers feature.


Step 1 — How to Navigate Answers



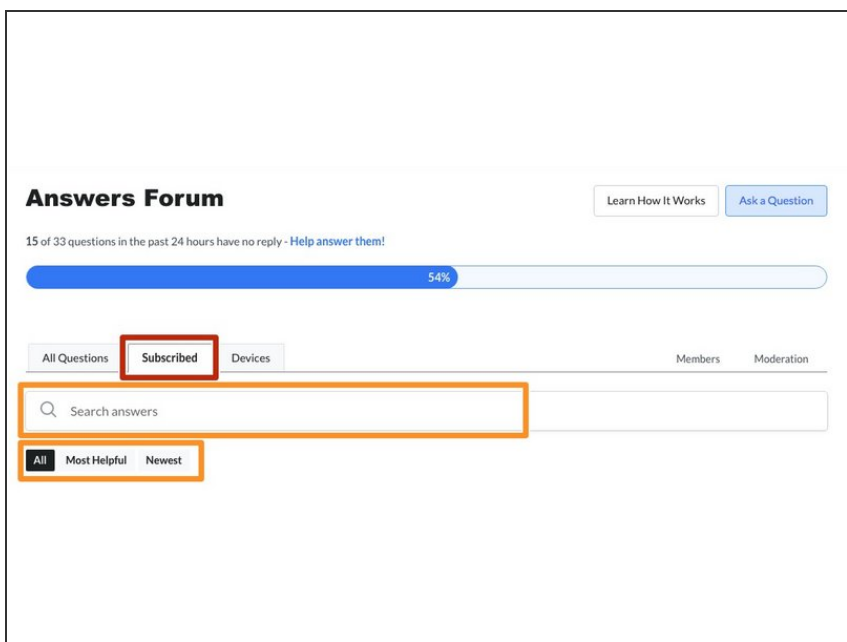
- If you're on the [homepage](#), hover over **Fix Your Stuff**.
- Click on **Answers Forum**
- If you're looking for the forum from our [Community](#) page, click on **Answers Forum** on the first panel.

Step 2 — All Questions



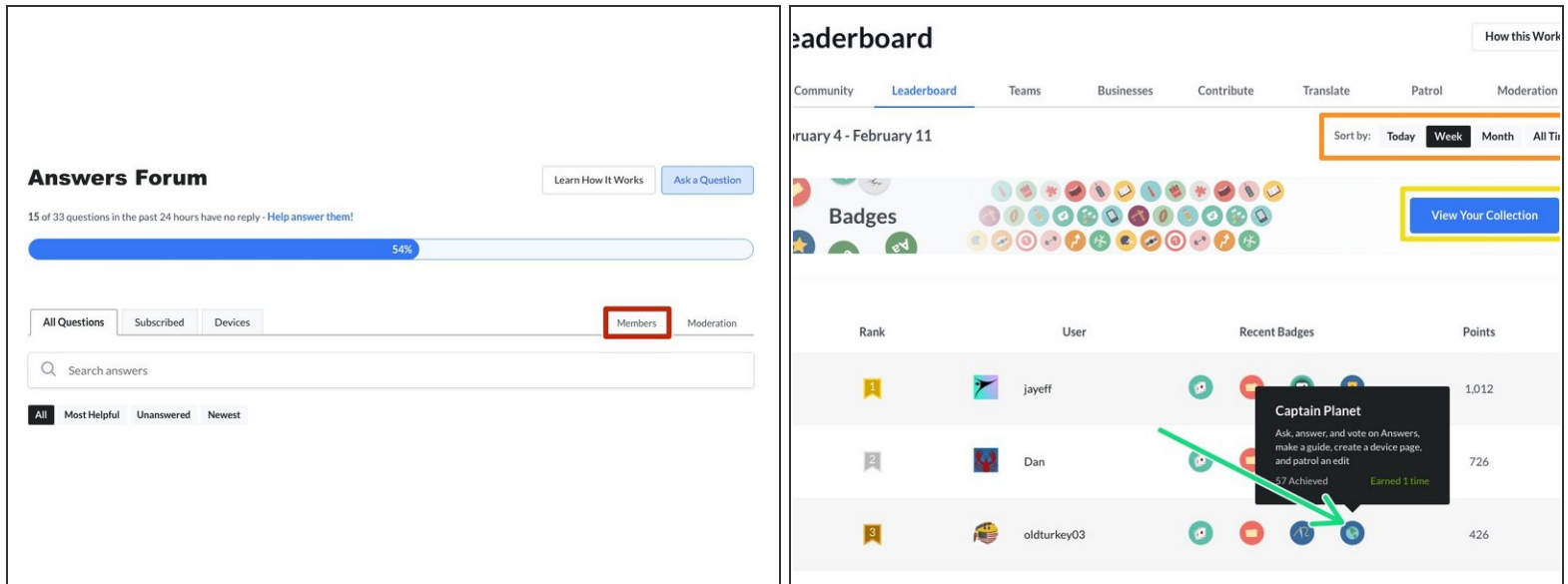
- The **All Questions** tab opens by default on Answers. This tab shows you all of the questions that are currently active.
- Use the **Search answers** field below this tab to easily search through the question archives.
- To view every question, use the **All** filter.
- Use the **Most Helpful** filter to view the questions with the most user votes for helpfulness.
- To view all of the unanswered questions, use the **Unanswered** filter.
-  Help **contribute** to the site by providing answers to questions and topics with which you are familiar!
- Use the **Newest** filter to see questions that are ranked by the most recent posting date.

Step 3 — Subscribed



- The **Subscribed** tab is the second tab in Answers, and it allows you to view all of the questions to which you are subscribed.
- **i** By **subscribing** to a question, you are electing to receive notifications when new answers are posted for that question. See the [How to Subscribe to a Question guide](#) for more information.
- To narrow down the results, use the **Search answers** field and the **Filters**.

Step 4 — Members



- Select **Members** in the upper-right of the page to open the site **Leaderboard**.
- ❗ The **Leaderboard** provides a ranking of all the site users by the highest Reputation.
 - Use the **Time** filters to see a historical record of the site user rankings.
 - Users can earn badges as honorable rewards for their activity on the site.
 - Hover your mouse pointer over a badge icon to see more information about the badge earned.

Step 5 — Moderation

Answers Forum

15 of 33 questions in the past 24 hours have no reply - [Help answer them!](#)

54%

[Learn How It Works](#) [Ask a Question](#)

[All Questions](#) [Subscribed](#) [Devices](#) [Members](#) [Moderation](#)

Search answers

[All](#) [Most Helpful](#) [Unanswered](#) [Newest](#)

Moderation

[How this Works](#)

[Community](#) [Leaderboard](#) [Teams](#) [Businesses](#) [Contribute](#) [Translate](#) [Patrol](#) [Moderation](#)

[Super Powers](#) ☐

[View: Pending Votes](#) [Passed Votes](#) [Failed Votes](#) [My Votes](#) [Show: All](#) [Unvoted](#)

Votes this month: [658](#) [397](#) [125](#) [114](#) [103](#)

Keyboard Shortcuts [⌘](#)

Anyone with over 20 reputation can flag problematic comments and posts.

ACCEPT AS SOLUTION (1 / 5 Votes)

Post: [Answer to "How to replace the motherboard of T420?"](#) [Show details](#)

Last Vote: 45 minutes ago

Voters: Nick

ACCEPT AS SOLUTION (1 / 5 Votes)

Post: [Answer to "All I get while computer is plugged in is a..."](#) [Show details](#)

Last Vote: 1 hour ago

Voters: Nick

ACCEPT AS SOLUTION (2 / 5 Votes)

Post: [Answer to "Any idea where is the bios jumper on my..."](#) [Show details](#)

Last Vote: 15 hours ago

Voters: Nick, yvaneck

- To open the Moderation page, click on the **Moderation** link in the upper-right of the page.
- ❗ Users with 100 or more reputation points may flag questionable answers, comments, or questions and send them to the **Moderation Page**. Once posts are flagged, the community may vote on whether or not the recommended action should be taken with the content.
 - Use the **View** filters, in the upper-left of the page, to narrow the flagged questions by status.
 - To sort by vote status, use the **Voting** filters in the upper-right.
 - Using the green checkmark and red X buttons, vote for or against a moderation decision.
- ❗ To learn about moderating users and content on the Answers Forum, see our [Guidelines for Moderating Answers](#).

For more information about our Answers Forum, head over to our [Answers Overview Page](#).